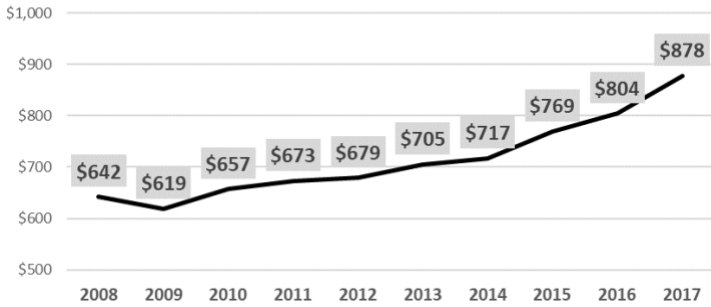




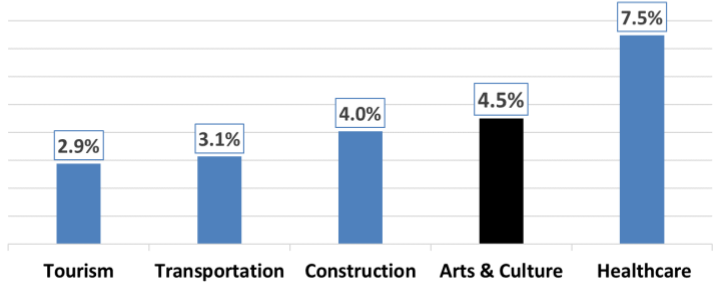
Arts Facts . . . Arts & Culture = 4.5 Percent of GDP

According to the U.S. Bureau of Economic Analysis, arts and culture contributed \$877.8 billion to the nation’s economy in 2017. This represents 4.5 percent of the GDP—a larger share of the economy than transportation, agriculture, and construction.

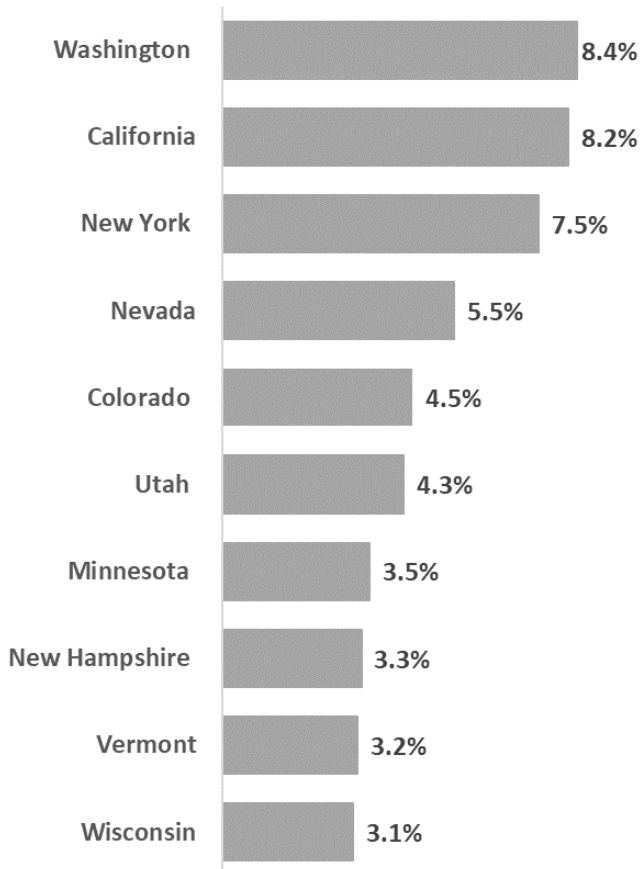
Arts & Culture Production to U.S. Economy: 10-Year Trend
[Billions of Dollars]



Percentage Contributed to GDP by Sector in 2017



Percent Contribution of Arts and Cultural Production to Total GDP, 2017
(Selected States)



The entire U.S. arts and culture sector (i.e., nonprofit, commercial, education) was an \$877.8 billion industry in 2017. This represents 4.5% of the nation’s Gross Domestic Product (GDP)—a larger share of the economy than transportation, agriculture, or construction—according to the U.S. Bureau of Economic Analysis.

- The arts and cultural sector supported 5.1 million jobs in 2017, up from 5.0 million in 2016.
- Arts and culture had a \$29.7 billion international trade surplus in 2017.
- Arts and culture represent an important share of state economies, for example: California (7.0%), Utah (4.2%), Minnesota (3.6%), Vermont (3.2%), Wisconsin (3.1%). Find your state [here](#).
- That the BEA measures [arts and cultural production](#) in the U.S. highlights the important role of the arts in building a healthy economy and ensuring our global competitiveness.

Sources: U.S. Bureau of Economic Analysis. Gross Domestic Product (GDP) by Industry, Arts and Cultural Production Satellite Account (ACPSA), Travel and Tourism Satellite Account, and Gross Domestic Product by Industry. Updated March 2020.